



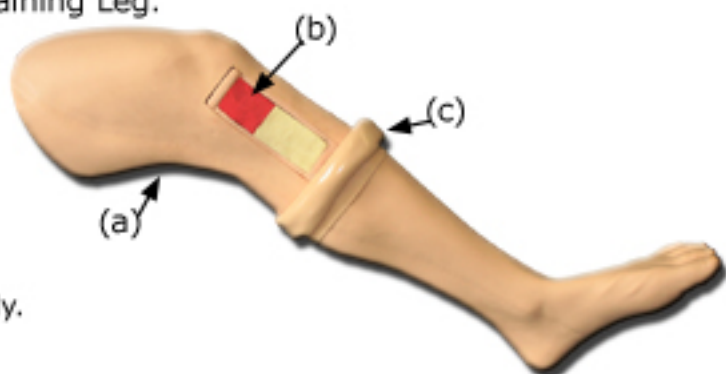
# WaisMed's Adult Intraosseous Training Leg USER MANUAL



Thank you for purchasing the Adult B.I.G. Training Leg.  
We are proud to present the Adult B.I.G. Training Leg.

### The Leg kit contains:

- (a) 1 Adult Training Leg.
- (b) 1 Cartridge.
- (c) 1 Skin.



\* All componentnt can be purchased individually.

### Instructions for use:

This Training Leg is for use only on the Tibia Touborosity with the Demo B.I.G. only, please follow the instructions as described below.

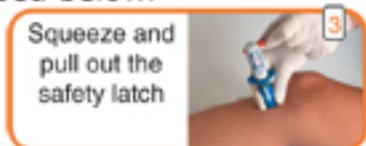


#### **PENETRATION SITE:**

From Tibial Tuberosity (A) go approx. 2 cm toward inner leg (B) and approx. 1 cm toward knee (C)



Hold firmly the bottom part, at 90° to the leg



Squeeze and pull out the safety latch



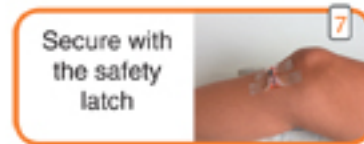
While holding firmly at the bottom part, press down with the palm of your hand



Pull up the BIG slowly



Remove the trocar needle



Secure with the safety latch

It is highly recommended to place a folded blanket beneath the Training Leg to ensure proper stabilization, prior to the usage of the B.I.G.

**Do not try to administer any fluids or drugs into the Training Leg.**



## WMTLEG - WaisMed's Adult Intraosseous Training Leg USER MANUAL

### Maintenance:

The Training Leg is designed for multiple insertion of the BIG intraosseous infusion device, provided the appropriate care is being implemented:

- Palpate the insertion area before using the Demo BIG, do not try to insert the Demo BIG on any other location but the tibial Platou.
- It is recommended to replace the Training Leg's Skin every 30 uses.
- It is recommended to replace the Training Leg's Cartridge every 60 uses.
- Applying and removing the Training Leg's Skin should be done by rolling it downwards or upwards, and not by Pulling it.
- In order to replace the cartridge, roll down the Skin, hold the Training Leg with the cartridge down, and pat softly on the upper side.
- When done, store the Training Leg in a safe shaded place, avoid exposure to direct heat source or prolonged exposure to sunlight.

Following these instructions will guarantee long lasting satisfaction and excellent training for all of your EMTs, Doctors and Nurses.

### Support:

For support contact us at [support@waismed.com](mailto:support@waismed.com) or via your local representative.

Contact your local representative

Phone \_\_\_\_\_

e-mail \_\_\_\_\_